

Enapter ENP-AO4 Module Datasheet



Analog Output Module

The Analog Output Module is used to control analog devices with a 0...10 V signal, RS-485 interface or Wireless connection is used for communication with the module.. For example: a valve, a sensor or a dimmer. The Analog Output Module sends the collected data to the Enapter Gateway and Cloud via secure wireless connection.

Technical Data

Voltage	9...24 V DC
Connected sensors number	4 x Analog sensors
Wireless Communication	Wi-Fi 2.4 GHz Bluetooth 4.0 LE
Integrated connection type	Isolated RS-485 interface
Antenna connection type	SMA-F (module) – SMA-M (antenna)
Local signaling	1 LED (green) steady – correct operation blinking – establishing connection with server
	1 LED (red) module error
Current consumption	50 mA 12 V DC, max. 300 mA
Mounting	35 mm Din rail acc. to IEC 60715
Height	90.2 mm (3.55 inch)
Depth	57.5 mm (2.26 inch)
Width	36.3 mm (1.43 inch)
Net weight	0.090 kg

Environmental Conditions

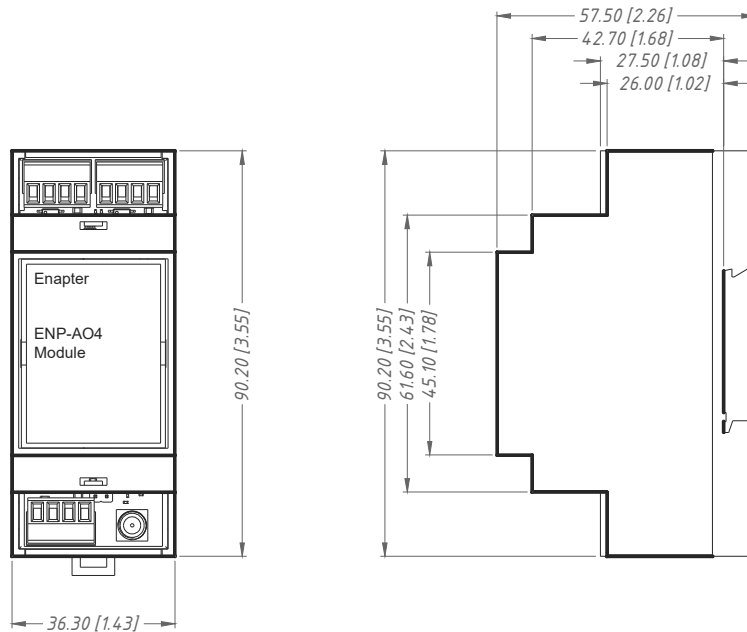
Ambient air temperature for operation	-40...+60 °C
Ambient air temperature for storage	-40...+60 °C
Relative humidity for operation	20...90 %, without condensation
Relative humidity for storage	20...90 %, without condensation
Operating altitude	0...2000 m
Storage altitude	0...3500 m
Pollution degree	2
IP degree of protection	IP20

Connected device

Type	Valve Sensor Dimmer
Connection	Screw terminal block
Signal	0...10 V 4...20 mA
Signal resolution	12 bit
Galvanic isolation	Group, from controller circuits

Dimensions

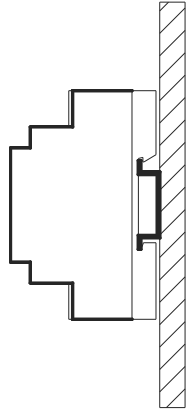
The dimensions are in mm and in brackets in inch.



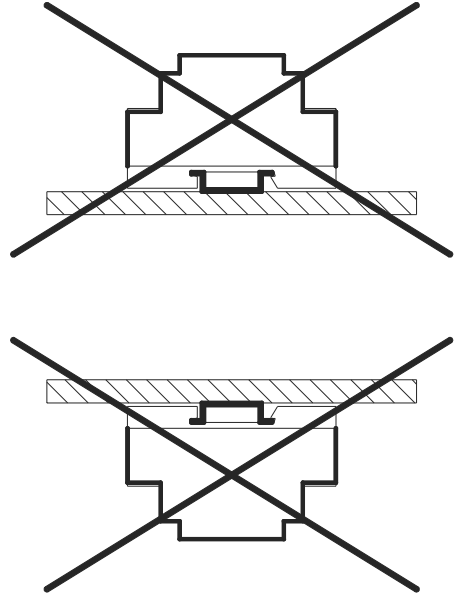
Mounting

The ENP-AO4 Module must be horizontally mounted on 35 mm DIN rail according to IEC 60715.

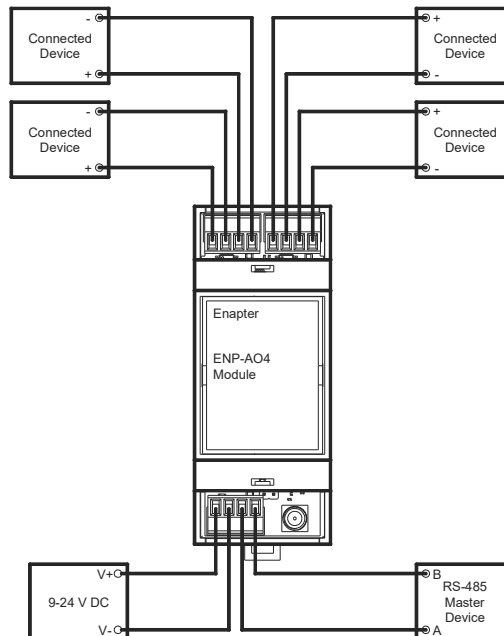
Correct Mounting Position



Incorrect Mounting Position



Connection Examples



Note: 1 Amp Circuit Breaker recommended to use on power line for the ENP-AO4 Module.

Standards

Wi-Fi protocols – 802.11 b/g/n/e/i (802.11n up to 150 Mbit/s).

Bluetooth protocols – Bluetooth v4.2 BR/EDR and BLE specification.



Alternating current voltage of 110 – 220 V is potentially lethal!



All works on assembly and installation should be performed only with a disconnected power supply!



The installation and assembly of electrical equipment must be carried out by electrically qualified persons.

The appearance of the product may differ from the images presented on the website or in this manual. The discrepancy between the appearance and packaging of the goods with a picture and description on the website or this manual is not an indication of poor quality goods. The manufacturer reserves the right to make changes to the design and packaging of the product without prior notice.